



DESIGNS


ARCHITECTURAL SERIES




BALUSTER INFILL 17MM




T&G SLAT INFILL 100MM



HORIZONTAL LOUVRE INFILL 58MM, 80MM, 120MM OR 150MM




VERTICAL SLAT INFILL 60MM OR 123MM



HORIZONTAL SLAT INFILL 60MM OR 123MM

CLASSIC SERIES Examples of configurations in Single, Double Hinged and Single Sliding. More designs available

DESIGN - AKAROA



JGF/CGASG



JGF/CGASGA




JGF/CGASG - DT



JGF/CGASGA - DT


DESIGN - BALCLUTHA



JGF/CGBSG



JGF/CGBSGA



JGF/CGBSG - DT



JGF/CGBSGA - DT

DESIGN - CLYDE*




JGF/CGCSG



JGF/CGCSGA

DESIGN - DARFIELD*



JGF/CGDSG



JGF/CGDSGA

DESIGN - EGMONT**

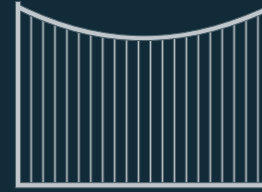


JGF/CGESG



JGF/CGESG - DT

DESIGN - FOXTON**



JGF/CGFSG



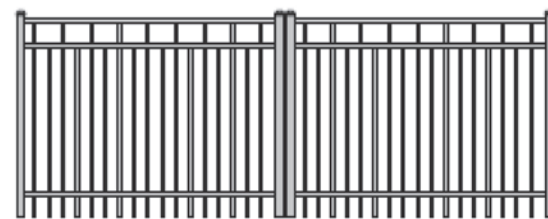
JGF/CGFSG - DT

*No Decorative Tops **No Pedestrian Gates

ADVANTE SERIES



1800MM HEIGHT GATE. SINGLE / DOUBLE / SLIDING CONFIGURATIONS




1200MM / 1500MM HEIGHT. DOUBLE HINGE CONFIGURATIONS



1200MM / 1500MM HEIGHT. SINGLE HINGE / SLIDING CONFIGURATIONS

SLIDING GATE AUTOMATION



NICE ROBUS 400 KIT

- For Sliding Gates up to 400kgs maximum
- For gates up to 5500mm wide
- Advanced European technology: 24Vdc Motor adapts to climatic conditions
- A master slave selection automatically synchronizes 2-leaf sliding gates set opposite each other
- Safe: Acceleration and deceleration can be adjusted at the beginning and the end of opening and closing
- Intelligent: Thanks to automatic obstacle detection system and self diagnostic by means of flashing light
- Sturdy base and release in pressure die cast with easy to open emergency handle.
- Optional Battery back-up housed inside the unit
- Suitable for use with Solemyo Solar Power Kit

Note: Other Nice Sliding Gate Automation systems are available. Always consult your installer for the correct system for your application.

HINGED GATE AUTOMATION



NICE WINGO2024 KIT

- For Swing Gates with Leaves up to 2 Meters - WINGO2024 (or up to 3.5 meters WINGO3524)
- 24 Vdc electromechanical gear motors
- Reliable and silent motors with patented layout of internal parts resulting in fewer moving components
- Mooncleaver control unit including features such as pedestrian pass opening, deceleration on opening and closing and clutch with anti-crush safety feature
- User friendly emergency release with personalized Nice key
- Pre assembled travel stops on opening and closing
- Optional Battery back up
- Suitable for use with Solemyo Solar Power kit

Note: The Wingo system is not designed for large Architectural Louvered, T & G or Slat gates or gates in high wind areas. Other Nice Hinged Gate Automation systems are more suitable. Always consult your installer for the correct system for your application.

SOLEMYO SOLAR POWER



The Solemyo is the solar power kit for automation systems used on gates when located far from the electrical mains. The SYKCE kit includes SYP Photovoltaic panel for 24volt power supply, PSY24 Battery box with control circuit and carry handle and a 2 meter battery to automation unit connection lead

- Installable anywhere without the need for connections or excavations - even in the most remote locations or those difficult to access with the power mains
- The SYP Panel - available individually is ideal for all situations with low exposure to the sun
- Low consumption with no risk of power blackouts. Extended duration of energy reserve ensures perfect operation even at night time or in prolonged overcast conditions
- The SYA1 Auxiliary Power Accessory (optional extra) enables rapid battery charging via mains as an alternative to the photovoltaic panel. The battery pack can be easily disconnected and carried to the closest power source be given a "boost" via 230 volt mains to full charge if required

Note: Solemyo is designed for residential use and is not recommended for commercial or high use applications. Always consult your installer for the correct system for your application.

Available from:

Authorised Dealer

To Guarantee customer satisfaction and meet a high standard of quality Juralco Aluminium Systems are only available from experienced installers. Authorised Sanctuary Dealers are licenced to supply genuine Sanctuary products. You can refer to the address here and be confident that you will have a service that matches the Sanctuary product Quality.

The products in this brochure are the subject of intellectual property protection. All brands are either trademarks of Juralco Aluminium Building Products Ltd or used under licence.

Dulux® is a registered trademark of Dulux Group (Australia) PTY LTD.

masterspec partner
SECTION 8432JS

JBR/SANCTF&G/24

WWW.SANCTUARYFENCESANDGATES.CO.NZ

SANCTUARY ALUMINIUM GATE SYSTEMS

SANCTUARY
FENCES AND GATES



www.sanctuaryfencesandgates.co.nz


ARCHITECTURAL SERIES



CLASSIC SERIES



ADVANTE SERIES



PRODUCT FEATURES AND BENEFITS

- **Maximum Width** Sliding 5800mm; Hinged 3000mm per leaf
- **Maximum Height** 1800mm
- **Aluminium** Extruded 6060 T5 – Corner cleat fabricated or welded
- **Configurations** - Single Hinged, Double Hinged, Single Sliding
 - 58mm, 80mm, 120mm or 150mm Louvre infill option
 - 17mm Square Baluster infill option
 - 49mm (Edge On), 60mm or 123mm Slat infill option
 - 100mm Tongue and Groove infill option
- **Hardware** 80mm sliding wheels & top guides 304 stainless steel, 15.5mm OD aluminium track
- **Hinges** Bronze, Black Nylon or Aluminium
- **Fixing Components** Stainless steel
- **Powder Coated** from the Dulux Duralloy® +Plus extensive range of colours. With 15 year minimum integrity warranty
- **Automation** Nice Italian gate automation is available
- **Custom Manufactured** and powder coated in New Zealand

BESPOKE MADE ELEGANCE WITH MULTIPLE INFILL CHOICES

The Sanctuary Architectural Gate System combines a unique aluminium frame with non-corrosive stainless steel or bronze components to produce an elegant and secure residential or light commercial gate.

Extremely versatile, the system is custom-made, from various infill options including Louvre, Tongue & Groove, and Horizontal or Vertical Slats. Sliding or hinged configurations are available to suit individual requirements, together with automation options from our range of Nice electronic gate openers. Powder coated from the wide range of Dulux® colours the gate will stylishly meet most modern architectural requirements and aesthetics.

PRODUCT FEATURES AND BENEFITS

- **Maximum Width** Sliding 5800mm; Hinged 3000mm per leaf
- **Maximum Height** 1800mm
- **Aluminium** Extruded and welded 6060 T5 – 50mm x 3mm box section with radiuses
- **Configurations** - Single Hinged, Double Hinged, Single Sliding
 - 19mm Round Baluster infill
- **Hardware** 80mm sliding wheels & top guides 304 stainless steel, 15.5mm OD aluminium track
- **Hinges** Bronze, Black Nylon or Aluminium
- **Fixing Components** Stainless steel
- **Powder Coated** from the Dulux Duralloy® +Plus extensive range of colours. With a minimum 15 year integrity warranty
- **Automation** Nice Italian gate automation is available
- **Custom Manufactured** and powder coated in New Zealand

TIMELESS CUSTOM MADE GATE DESIGNS

Select from one of the many gate designs in the Sanctuary Classic Gate range. There is a style that will suit most design requirements. Available as Hinged Single or Double, and Single Sliding Gates with optional top and bottom rails.

Manufactured in New Zealand using the highest quality, non-corrosive aluminium, the gates feature an all-welded construction that provides great strength while being light enough to open manually or with automation. The Sanctuary Classic system utilises 19mm aluminium round balusters and heavy wall 50mm box section custom welded in a range of traditional designs including spearhead, and curved or flat tops, all finished with a Dulux® powder-coating to provide a durable gate system. A full range of stainless steel or black nylon hinges, latches and other gate hardware is available as standard.

PRODUCT FEATURES AND BENEFITS

- **Maximum Width** Sliding 3577mm; Hinged 3000mm per leaf
- **Height options** 1200mm, 1500mm and 1800mm
- **Aluminium** Extruded and welded 6060 T5 – 50mm x 3mm box section stiles with 38mm x 25mm rails
- **Configurations** Single Hinged, Double Hinged, Single Sliding
 - 18mm Square Baluster infill
- **Hardware** 80mm sliding wheels & top guides 304 stainless steel, 15.5mm OD aluminium track
- **Hinges** Black Nylon or Aluminium
- **Fixing Components** Stainless steel
- **Powder Coated** in NZ from the Dulux Duralloy® +Plus extensive range of colours. With a minimum 15 year integrity warranty
- **Automation** Nice Italian gate automation is available

ECONOMICAL MODULAR GATE RANGE

The Advante Gate Series has been designed to provide a stylish and economical modular gate solution constructed from lightweight, corrosion-proof aluminium extrusion that is surface finished from the extensive Dulux® range of powder coat colours.

Featuring a contemporary 18mm square baluster design and a double top rail that offers good looks and durability, Advante is available in custom widths at 1200mm, 1500mm and 1800mm high. Single, or Double Hinge and Single Sliding configurations, choose from a full range of stainless steel or nylon hinges, latches, and other gate hardware.